



NextGenTel Holding ASA

Q1 2017 presentation

Eirik Lunde, CEO

Thon Hotel Vika Atrium, Oslo
4 May 2017

NextGenTel Group Q1 2017

Customers Q1'17

358,000

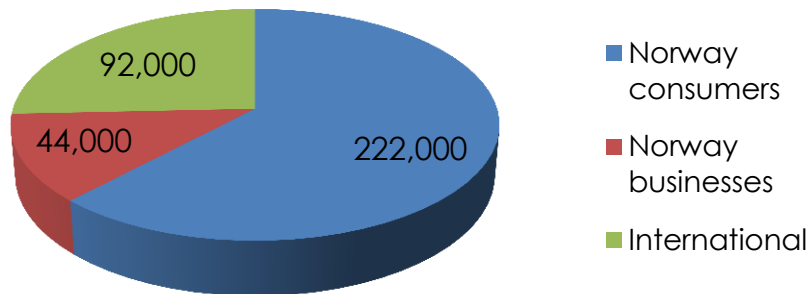
RGUs
(revenue generating units)

Revenues Q1'17

318

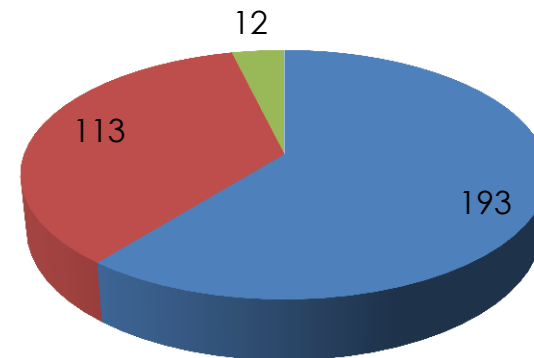
NOK million

Customers break-down



RGUs

Revenues break-down



xDSL

Datacom

TV

Fiber

Voice



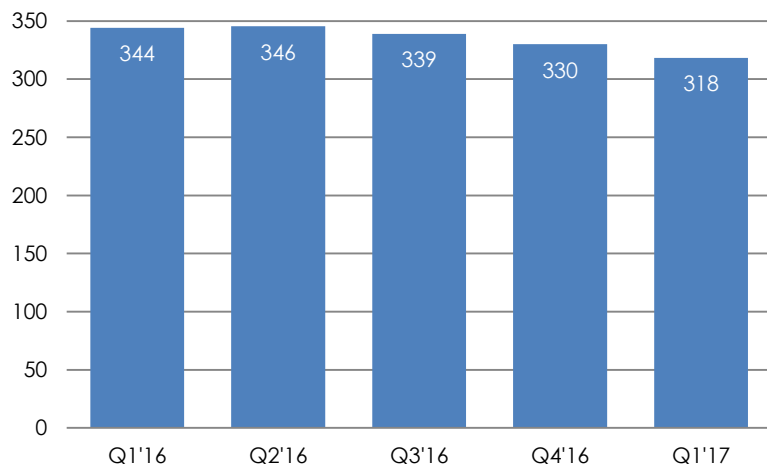
Highlights Q1

- Still a challenging consumer market
 - Positive development in the MDU segment
 - Oslo S Utvikling
 - Awaiting conclusion on modernization of the copper network in Q2
- Business segment showing a positive trend
 - New contracts
 - Nordic Choice Hotels, 3-year agreement
 - Phonect (annual revenue of NOK 60 million)
 - Renewal of 3-year agreement with Telia (annual revenue of NOK 75 million)
- Operations
 - Increase in business mobile customers y-o-y
 - Increase in TV customers y-o-y
 - Increase in fiber access customers y-o-y

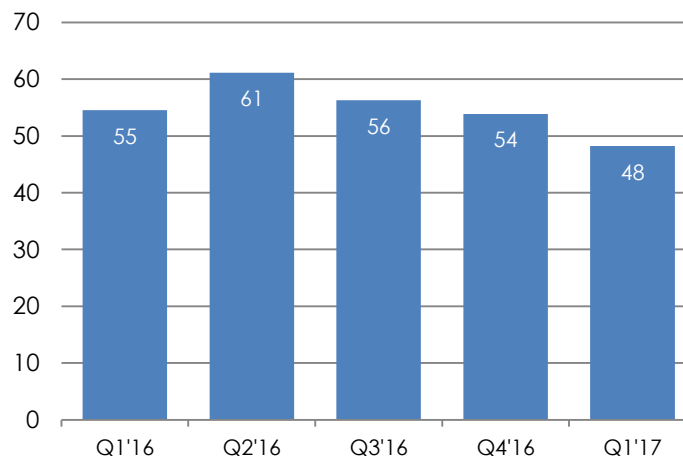
Q1 2017 financials in brief

Revenues	EBITDA	EBIT	CASH	EQUITY RATIO	NET DEBT/EBITDA
318.3	48.2 ¹⁾	15.7 ¹⁾	18.0	19.8%	1.22
NOK million	NOK million	NOK million	NOK million		

Revenues (NOKm)

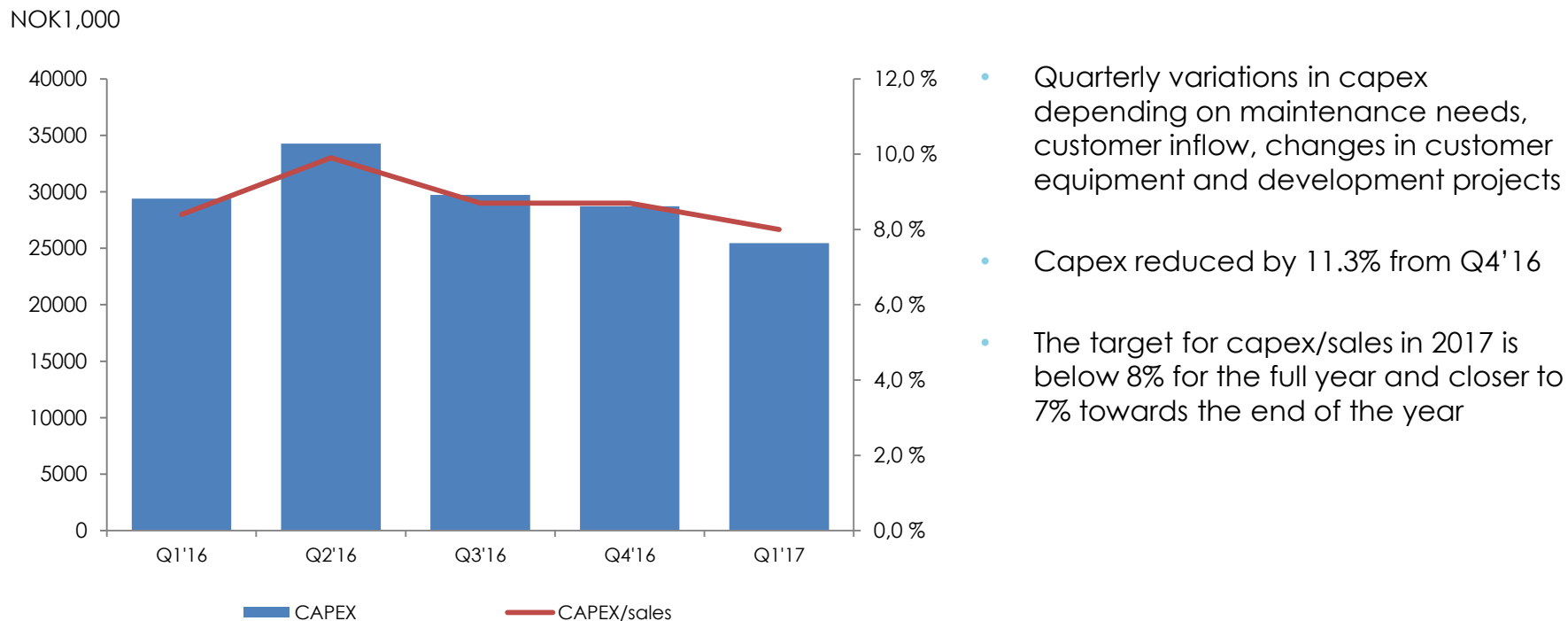


EBITDA (NOKm)



1) EBITDA and EBIT adjusted for non-recurring items and EBIT adjusted for amortization of excess values related to business combinations (acquisitions of NextGenTel and Kvantel).

CAPEX development



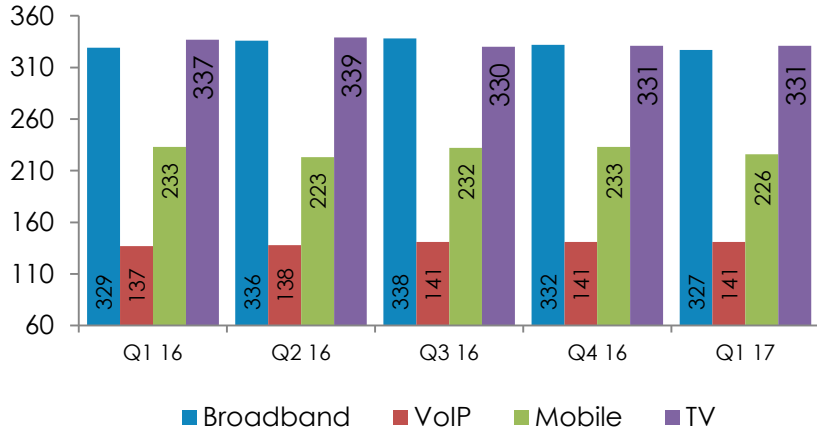
Norway (excl Kvantel) Financials – P&L

NOK million	Q1 2017	Q4 2016	Q3 2016	Q2 2016	Q1 2016
Total revenue	263.8	276.7	283.9	287.7	286.9
Gross profit	116.4	126.9	131.4	136.8	136.7
Gross margin	44.1%	45.9%	46.3%	47.5%	47.6%
Total opex	(78.0)	(84.2)	(86.9)	(84.1)	(88.9)
EBITDA	38.4	42.7	44.5	52.7	47.8
D&A	(28.4)	(27.9)	(27.7)	(25.8)	(26.9)
EBIT	10.0	14.8	16.8	26.9	20.9
CAPEX	20.1	22.9	23.5	31.2	26.8

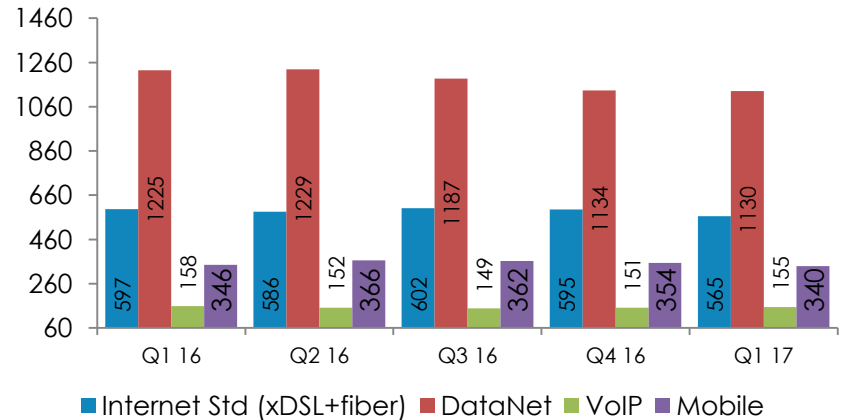
- High margin revenues being replaced by lower margin revenues
- Gross profit negatively affected by lower revenues and reduced margin
- Significant contracts signed in the quarter
 - Renewal of 3-year agreement with Telia (annual revenue of NOK 75 million)
 - Oslo S Utvikling
- The target for opex/sales in 2017 is 30% for the full year, declining to 28% towards the end of the year
- Increase in high-speed Internet access and business mobile (RGUs)
- Positive cash generation

ARPU by product/segment

Consumer segment – monthly ARPU by product (NOK)



Business segment – monthly ARPU by product (NOK)



Modernization of the copper network

- Negotiations are still ongoing in Bredbåndsforum and between xDSL operators (Telenor, Broadnet and NextGenTel)
- According to correspondence between the Ministry of Transportation and Communication and NKOM dated 20 February 2017, a conclusion on the modernization issue is expected to be reached by the end of the second quarter in 2017.

Kvantel

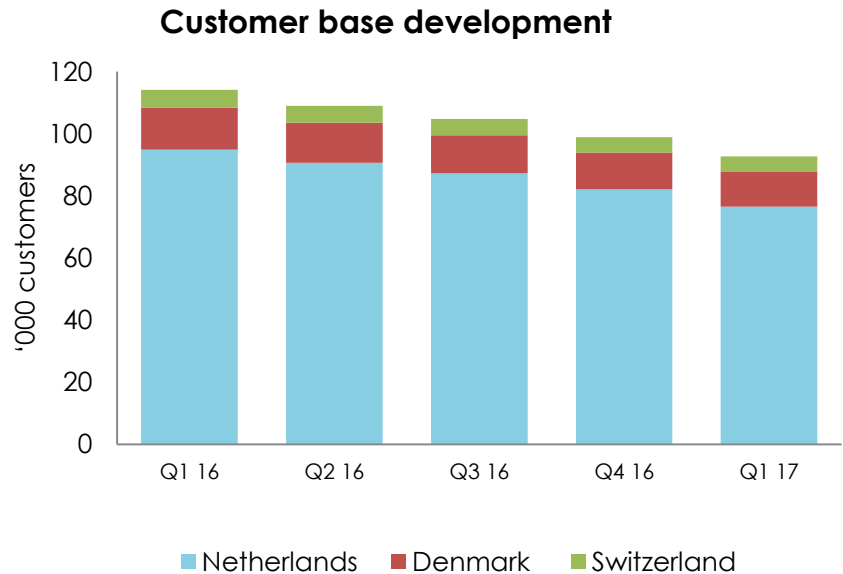
NOK million	Q1 2017	Q4 2016	Q3 2016	Q2 2016	Q1 2016
Total revenue	44.9	45.8	44.3	45.2	45.5
Gross profit	18.7	19.5	17.5	18.2	17.0
Gross margin	41.7%	42.5%	39.6%	40.3%	37.3%
Total opex	(14.0)	(13.6)	(11.3)	(13.1)	(15.2)
EBITDA	4.7	5.9	6.2	5.1	1.8
D&A	(3.8)	(3.6)	(3.2)	(3.0)	(3.2)
EBIT	0.9	2.3	3.0	2.1	(1.4)
CAPEX	5.7	5.8	6.2	2.4	1.9

- Positive order intake
- New contracts signed not taken effect in Q1
 - Nordic Choice Hotels, 3-year agreement
 - Phonect (annual revenue of NOK 60 million)
- Some seasonal revenue variations

International markets

- Primary focus to maintain customer base and profitability

NOK million	Q1'17	Q4'16	Q3'16	Q2'16	Q1'16
Total revenue	12.0	12.9	14.3	14.6	15.9
Gross profit	8.2	8.1	8.8	8.9	9.7
Gross margin	69%	63%	62%	61%	61%



Dividend

- Based on a resolution by the board, the company paid a dividend of NOK 0.50 per share on 8 March 2017
- Future dividend distribution will depend on the prevailing investment plans, financial covenants and necessary financial flexibility

Summary Q1

- Still a challenging consumer market
 - Positive development in the MDU segment
 - Oslo S Utvikling
 - Awaiting conclusion on modernization of the copper network in Q2

- Business segment showing a positive trend
 - New contracts
 - Nordic Choice Hotels, 3-year agreement
 - Phonect (annual revenue of NOK 60 million)
 - Renewal of 3-year agreement with Telia (annual revenue of NOK 75 million)

- Operations
 - Increase in business mobile customers y-o-y
 - Increase in TV customers y-o-y
 - Increase in fiber access customers y-o-y



Q&A

Thank you!

Financial calendar 2017

Q4 2016

Wednesday 15 February at 09:00

Annual general meeting

Thursday 20 April at 15:00

Q1 2017

Thursday 4 May at 09:00

Q2 2017

Wednesday 16 August at 09:00

Q3 2017

Friday 27 October at 09:00

Investor relations:
www.nextgentelholding.com

Disclaimer

- By reading this document (the "Presentation"), or attending any oral presentation held in relation thereto, the recipient agrees to be bound by the following terms, conditions and limitations.
- The Presentation has been prepared by NextGenTel Holding ASA (the "Company") exclusively for information purposes. The Presentation does not constitute, and should not be construed as, an offer to sell or a solicitation of an offer to buy any securities of the Company in any jurisdiction.
- The release, publication or distribution of this Presentation or the information contained herein may be restricted by law in certain jurisdictions, and persons into whose possession this Presentation comes are required to inform themselves about and comply with any such restrictions.
- The information contained in the Presentation has not been independently verified. While this information has been prepared in good faith, no representation or warranty (express or implied) is made as to the accuracy or completeness of any information contained herein. None of the Company or its subsidiary undertakings, affiliates or advisors, or any such person's directors, officers or employees shall have any liability for any loss howsoever arising from any use of this Presentation or its contents or otherwise arising in connection with the Presentation. The recipient acknowledges that it will be solely responsible for its own assessment of the market and the market position of the Company and that it will conduct its own analysis and be solely responsible for forming its own view of the potential future performance of the Company's business. The content of this Presentation are not to be construed as legal, business, investment or tax advice. Each recipient should consult with its own professional advisors for any such matters and advice.
- This Presentation contains certain forward-looking statements relating to the business, financial performance and results of the Company and/or the industry in which it operates. Forward-looking statements concern future circumstances and results and other statements that are not historical facts, sometimes identified by the words "believes", "expects", "predicts", "intends", "projects", "plans", "estimates", "aims", "foresees", "anticipates", "targets", and similar expressions. The forward-looking statements contained in this Presentation, including assumptions, opinions and views of the Company or cited from third party sources, are solely opinions and forecasts which are subject to risks, uncertainties and other factors that may cause the actual results, performance or achievements of the Company to be materially different from any future results, performance or achievements that are expressed or implied by statements and information in the Presentation, including, among others, risks or uncertainties associated with the Company's business, segments, development, growth management, financing, market acceptance and relations with customers, and, more generally, general economic and business conditions, changes in domestic and foreign laws and regulations, taxes, changes in competition and pricing environments, and fluctuations in currency exchange rates and interest rates. None of the Company or any of its subsidiary undertakings, affiliates or, advisors, or any such person's directors, officers or employees provides any assurance that the assumptions underlying such forward-looking statements are free from errors nor do any of them accept any responsibility for the future accuracy of the opinions expressed in this Presentation or the actual occurrence of the forecasted developments. The Company assumes no obligation, except as required by law, to update any forward-looking statements or to conform these forward-looking statements to our actual results.
- The securities of the Company have not been, and will not be, registered under the United States Securities Act of 1933 (the "U.S. Securities Act"), and may not be offered or sold in the United States except pursuant to an exemption from the registration requirements of the U.S. Securities Act.
- This Presentation is dated 3 May 2017. Neither the delivery of this Presentation nor any further discussions of the Company with any of the recipients shall, under any circumstances, create any implication that there has been no change in the affairs of the Company since such date.
- This Presentation is subject to Norwegian law, and any dispute arising in respect of this Presentation is subject to the exclusive jurisdiction of Norwegian courts.